



FLUIDSHIELD* 3 N95 PARTICULATE FILTER RESPIRATOR AND SURGICAL MASK

with SO SOFT* Lining



www.halyardhealth.com

Directions for Application




Model	Filter Type	Filter Efficiency	Filter Type
FLUIDSHIELD 3	FFH2	95%	FFH2AM
FLUIDSHIELD 3	FFH3	99%	FFH3AM
FLUIDSHIELD 3	FFH4	99.97%	FFH4AM
FLUIDSHIELD 3	FFH5	99.99%	FFH5AM

O&M Halyard, Inc., 9120 Lockwood Blvd., Mechanicsville, VA 23116
 In USA, please call 1-844-425-9273 • halyardhealth.com
 ECIREP ArcRoyal Unlimited Company, Virginia Road, Kells; Co Meath, Ireland
 O&M Halyard Belgium BVBA, Berkenlaan 8B, 1831 Machelen (Brab.), Belgium
 Sponsored in Australia by O&M Halyard Australia Pty Ltd.
 52 Alfred Street S, Milsons Point, NSW 2061
 製造販売元 O&M Halyard Japan合同会社 東京都港区芝公園2-6-3

*Registered Trademark or Trademark of O&M Halyard, Inc., or its affiliates.
 ©2018. All rights reserved.
 2019-11-12

15-HM-009-0-01 / 70215805





HALYARD* FLUIDSHIELD* 3
N95 Particulate Filter Respirator and Surgical Mask
 with 50 SOFT* Lining

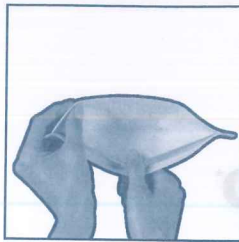


Fig. 1

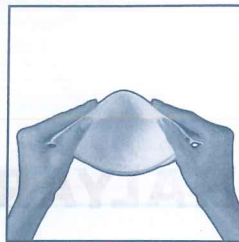


Fig. 2

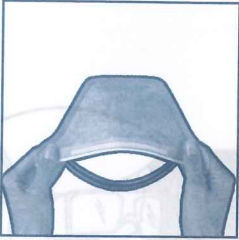


Fig. 3

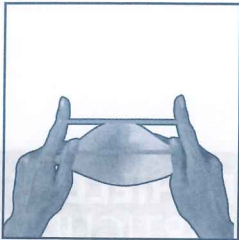


Fig. 4



Fig. 5



Fig. 6



Fig. 7



Fig. 8




Fig. 9



Fig. 10

Directions for Application

1. Separate the edges of the respirator to fully open it.
2. Slightly bend the nose wire to form a gentle curve.
3. Hold the respirator upside down to expose the two headbands.
4. Using your index fingers and thumbs, separate the two headbands.
5. While holding the headbands with your index fingers and thumbs, cup the respirator under your chin.
6. Pull the headbands up and over your head.
7. Release the lower headband from your thumbs and position it at the base of your neck.
8. Position the remaining headband on the crown of your head.
9. Conform the nose piece across the bridge of your nose by firmly pressing down with your fingers.
10. Continue to adjust the respirator and secure the edges until you feel you have achieved a good facial fit. Now, perform a Fit Check.

Fitting Instructions:

- **Wear Orange side out.**
- Follow Directions for Application each time respirator is worn.
- Check facial seal to assure proper fit before entering any contaminated area.
 - Adjust nosepiece if there is air leakage around the nose.
 - Reposition headbands to secure facial seal around edges of respirator.
- Do not enter a contaminated area if a proper fit cannot be obtained. Follow all instructions and warnings on the use of this respirator, obtain a proper fit, and wear during all times of exposure. Failure to do so will reduce respirator effectiveness and user protection, and may result in sickness or death.

The HALYARD* FLUIDSHIELD* 3 N95 Particulate Filter Respirator and Surgical Masks (84A-7521, 84A-7523, 84A-7518, 84A-7520) are NIOSH approved as N95 particulate filter respirators. They provide 95% filtration efficiency of 0.3 micron particles. They meet the CDC Guidelines for TB exposure control.

Intended Use:

The FLUIDSHIELD* 3 N95 Particulate Filter Respirator and Surgical Mask is intended for use by operating room personnel and other health care workers to protect both patients and health care workers from transfer of microorganisms, blood and body fluids and airborne particulate materials.

Use Instructions:

1. Before use, the wearer must be trained by the employer in proper respirator use in accordance with applicable safety and health standards.
2. If the respirator becomes damaged or breathing becomes difficult, leave the area. Discard and replace the respirator.

WARNING: When properly worn, FLUIDSHIELD* 3 N95 Particulate Filter Respirator and Surgical Mask reduces potential exposure to blood and body fluids as well as airborne microorganisms. This product does not completely eliminate the risk of contracting disease or infection.

REMINDER: Before occupational use of this respirator, a written respiratory protection program must be implemented meeting all the local government requirements. In the United States, employers must comply with OSHA 29 CFR 1910.134 which includes medical evaluation, training, and fit testing. Consult the facility's Respiratory Protection Program for further instruction.

These respirators are only approved in the following configurations:

TC-	Protection ¹	Respirator	Cautions and Limitations ²
84A-7521	N95	46727	ABCJMNO
84A-7523	N95	46767	
84A-7518	N95	46827	ABCJMNO
84A-7520	N95	46867	

1. PROTECTION:

N95-Particulate Filter (95% filter efficiency level) effective against particulate aerosols free of oil; time use restrictions may apply.

2. CAUTIONS AND LIMITATIONS:

- A. Not for use in atmospheres containing less than 19.5% oxygen.
- B. Not for use in atmospheres immediately dangerous to life or health.
- C. Do Not exceed maximum use concentrations established by regulatory standards.
- J. Failure to properly use and maintain this product could result in injury or death.
- M. All approved respirators shall be selected, fitted, used, and maintained in accordance with MSHA, OSHA, and other applicable regulations.
- N. Never substitute, modify, add, or omit parts. Use only exact replacement parts in the configuration as specified by the manufacturer.
- O. Refer to user's instructions, and/or maintenance manuals for information on use and maintenance of these respirators.
- P. NIOSH does not evaluate respirators for use as surgical masks.



		halyardhealth.com/information	